



BUSTLE & SEW
LOVE TO SEW AND SEW WITH LOVE



Shellfish Napkins

© Bustle & Sew 2025

Shellfish Napkins

Notes:

Stitch used is split stitch.

Each motif measures between 2½" and 1½" across

If you are unfamiliar with working any of the stitches, then I recommend you [visit the Royal School of Needlework Stitch Wall](#) where there are really clear full instructions, including video



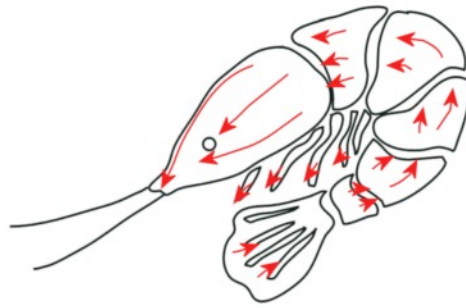
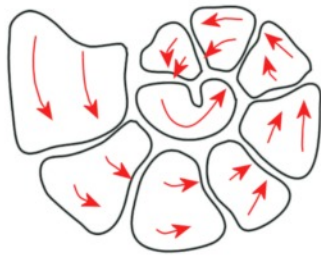
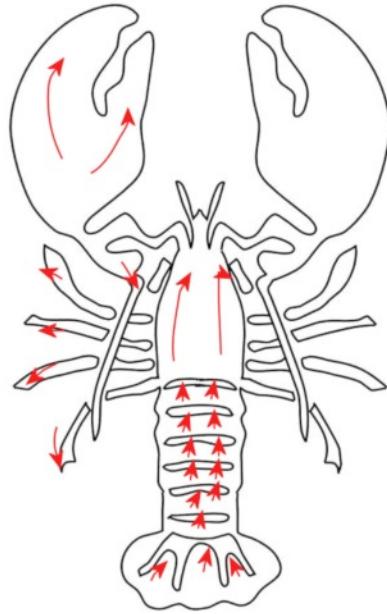
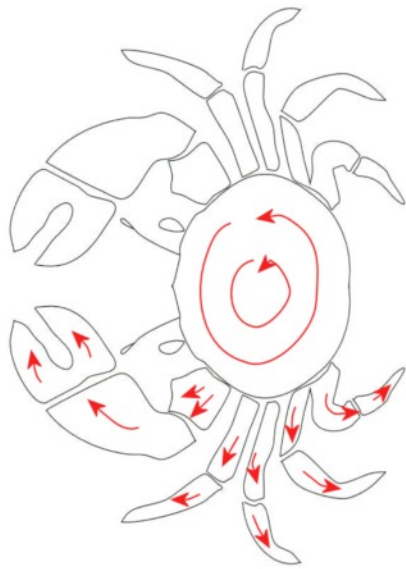
Materials

- Ready made napkins (or make your own by hemming a square of fabric of course). I used 100% cotton napkins from UK retailer Next as I loved the decorative borders. If you want to use these then the product code number is [587-577](#)
- DMC stranded cotton floss in colour 350

Method

Use two strands of floss throughout.

- Iron your napkins well before beginning.
- Stitch design in accordance with guide on following pages.
- When finished press lightly on the reverse.



Stitching Guide

This is a *very* simple stitching guide as all the motifs are stitched in the same way using a single colour of floss. The most important thing is to remember to secure your thread well when starting and finishing and keep the back nice and neat as it will be seen. I chose split stitch as I think it's a very hard wearing stitch and these items are likely to be frequently washed.

Use two strands of floss and work the split stitch in the direction of the red arrows in the diagram above.

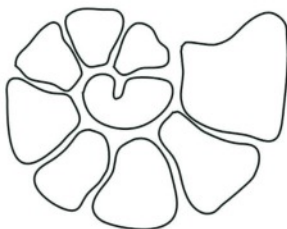
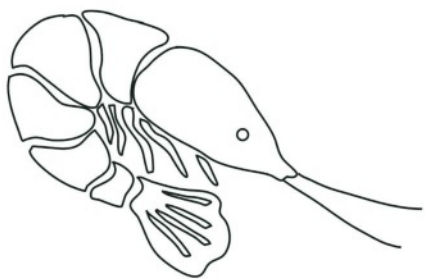

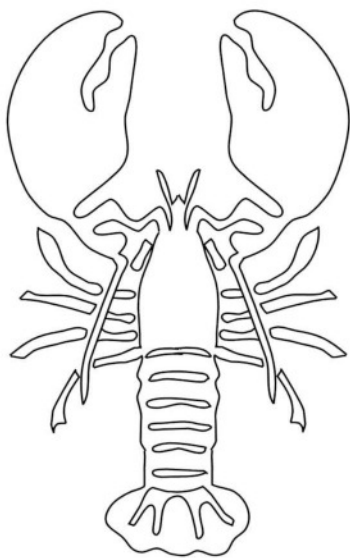
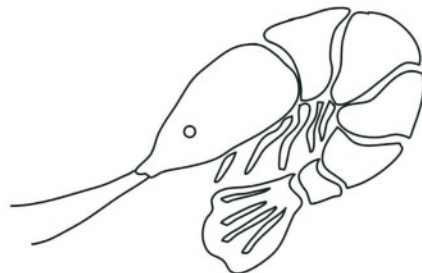
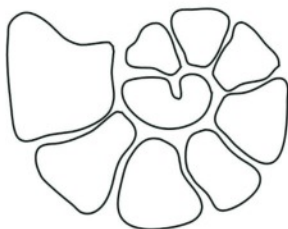
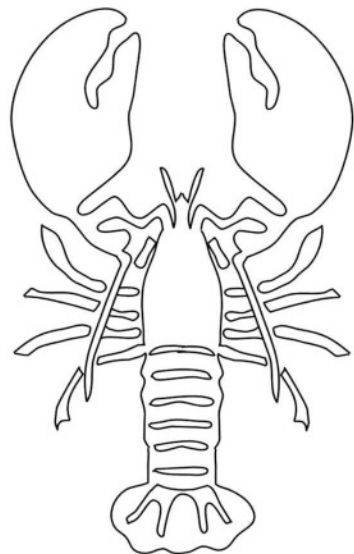

I have seen similar napkins available online that are quite expensive - my cotton napkins cost just £14 for a set of 4 approximately 15" square and adding the motifs does, I think, turn them into something special.





Shellfish Napkins

Pattern is full size and reversed to suit your preferred method of transfer.





Why do we love to stitch? After all you can purchase mass-produced textile items at many high streets stores for very little cost. These days handmade means something special - a unique item created with love, a gift from the heart, not one that can be bought. Hand stitching is also a great way to personalise an item, or perhaps to breathe new life into an old favourite that has seen better days.

[Bustle & Sew](#) offers my own unique patterns, designed to appeal to all skill levels and bring out all your natural creativity. And you can keep up to date with all the latest news from Somerset where I live as well as the newest patterns and much more over on the [Bustle & Sew Blog](#).



You might also enjoy our monthly Bustle & Sew Magazine. There's no advertising whatsoever, just lots of lovely pages of content celebrating life here in the English countryside - with sewing very much at its heart of course. And here's our guarantee.... if after you've tried our magazine you decide it isn't for you, then all you need to do is drop me a quick email to unsubscribe, there's no tie-in and no penalty at all. If you'd like to continue then you don't need to do anything, your subscription will continue until YOU decide to stop - it's completely up to you.

Just [CLICK HERE](#) to visit our subscriptions page to learn more and to try our magazine. Alternatively, if you prefer to shop on Etsy, you can purchase a 12 months subscription from my [Etsy shop](#).

Helen xx

